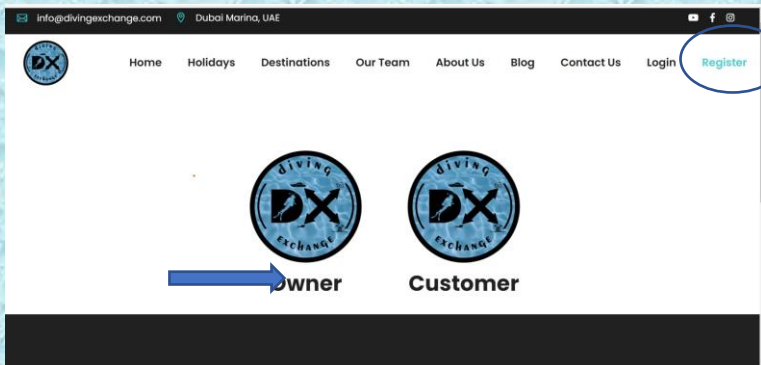


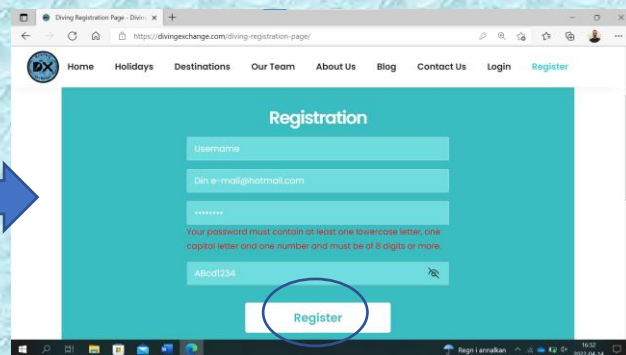
Setting up your business on
www.DivingExchange.com



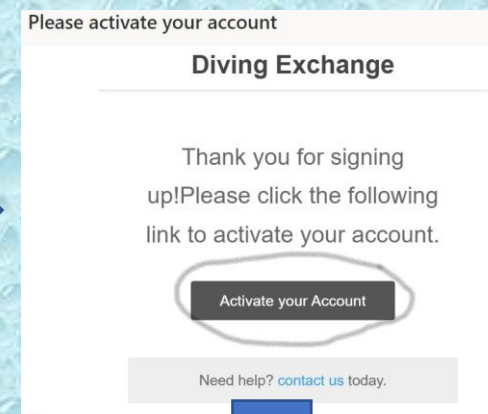
•Go to www.divingexchange.com and click on “Register” on the top right corner. Choose if you are an owner or a customer.



Fill in a username, your e-mail and a password of 8 or more digits. (At least one letter, one number, one lower case and one capital letter). Click on “Register”

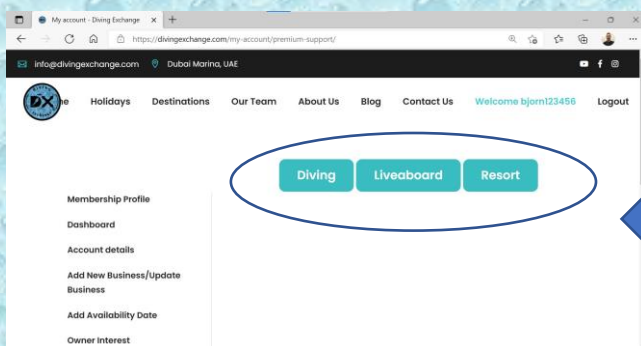


You will now receive an e-mail (to the account that you filled in in step 2). Please click on “Activate your account” on that e-mail.

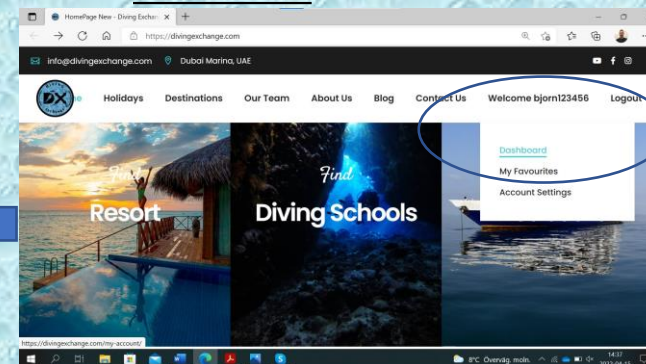
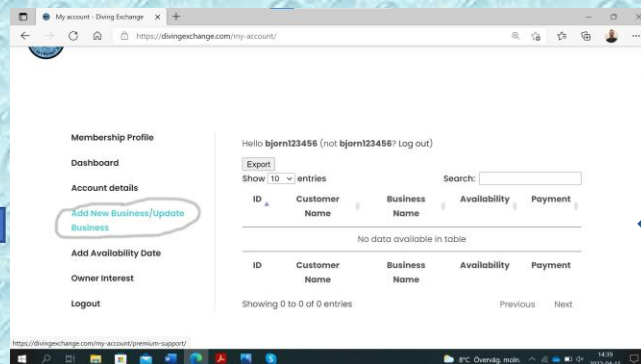


You have now created your account. Login and you will be directed to your page. Let the fun begin! Go to “Welcome (and your username)” on the top bar right hand side, go down and click on “Dashboard”.

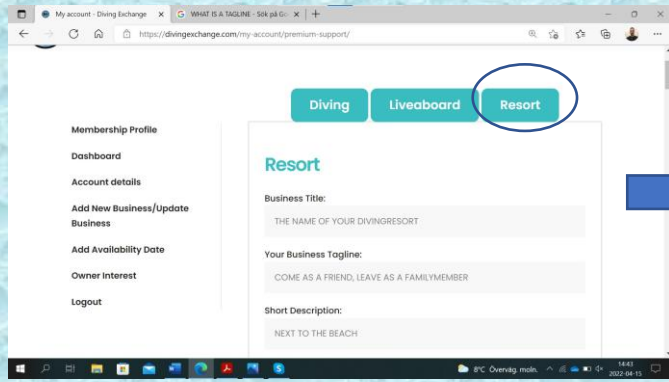
Choose the type of business you want to add



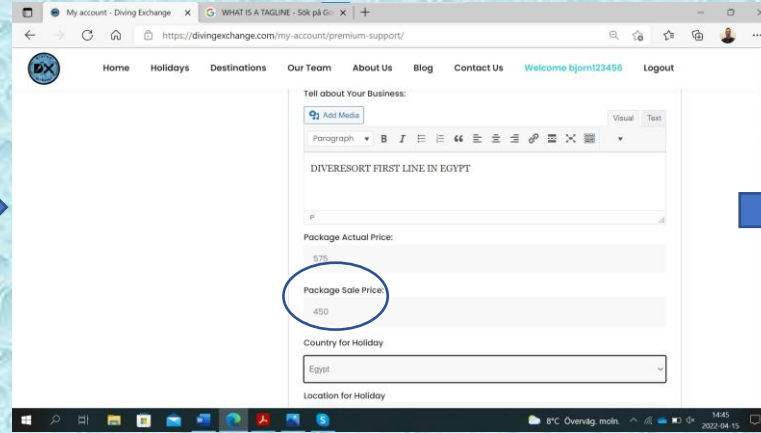
Now you are in your account, and you can for example add a profile picture or change your password etc. To add your business you need to click on “Add New Business/Update Business.”



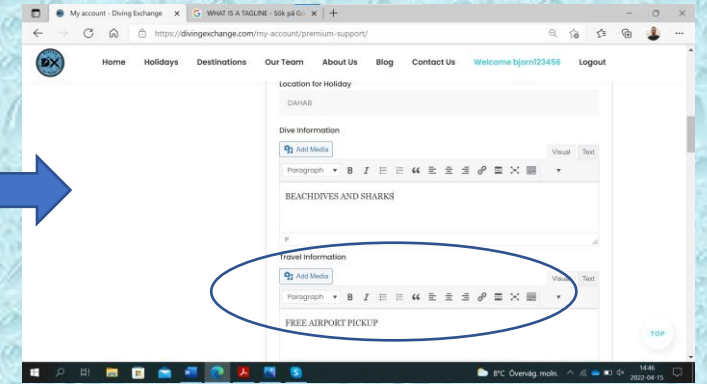
Fill out the Name of your business, if you have a Tagline and a short Description of what it is that you are offering. (this example is for a resort)



Add details! Is it in a good location? Next to the beach? Etc. Also fill in what would be the “normal” price and what is the Sale price. Don’t forget to add the Country and also a nice picture.

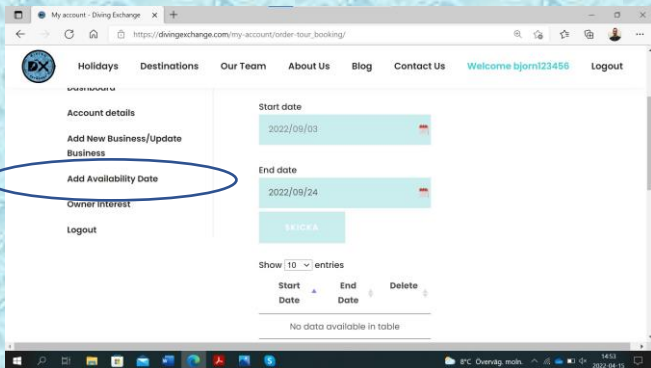


Where is the business located? Dive information e.g. nice corals, sharks, drift dives etc. And again, add nice pictures. Any specific Travel information? (Covid rules etc) or do you offer free airport service?



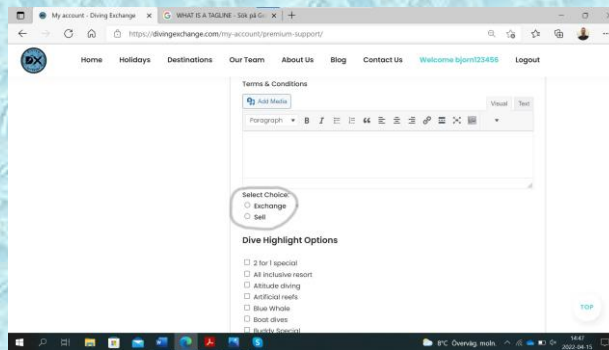
As soon as DivingExchange has approved your listing you will receive an e-mail and you can now also add available dates and change/update your business information

You can also tell us your own interests – what kind of holidays you want to go on!

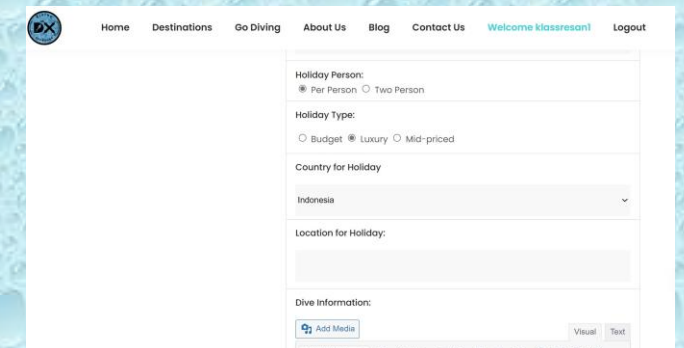


IMPORTANT: Select Exchange or Sell (to list your availability)

(Is it only meant for other dive business owners to exchange so that you can earn DiveDollar and get a free/cheap holiday yourself (Exchange) or is it an offer to end-customers (Sell). If you prefer both options, simply click Both. Add the rest of information and pictures and click “Submit”



Add all available options, Your Terms & Conditions. Is the price for 1 or 2 persons. Is it Budget-Midpriced or Luxury.



That's all – now wait till someone books a holiday from our website

- We will confirm whether it is an exchange or a sale to a customer
- You confirm that the dates are still available
- We confirm the holiday with the buyer
- Depending on sale or exchange you will receive DiveDollar or a bank payment.
- You get the balance money (for a sale) or DiveDollar™ credit if it is an exchange
- Your account will get updated with this information from our side
- Any questions? Mail info@divingexchange.com

